

Instructions for accessing the 8th edition NRP Exam through RQI (Canada)

For learners taking NRP through CMNRP, please proceed with the **ADVANCED exam.
See p. 3 for details.**

1) Start here: <https://canadianpaediatricsociety.nrplearningplatform.com/>

Register Now

 I agree to the [Terms Of Use](#) *

Register

2) Enter your information and click register. Check your email – you will receive an email to verify your account. ****Be sure to check your junk/spam or quarantine email!****

Neonatal Resuscitation Program™

CPS NRP NRP Catalog Purchase License Help

Redeem Courses Enter Access Code

✓
You have successfully registered on NRP Learning Platform.

What Next?

Step: 1
Check your registered email

An activation email has been triggered to your registered email address.
Please make sure to check your spam folder.

Step: 2
Activate your account

Click on the link provided in email received from NRP Learning Platform to activate your account.

Step: 3
Login

Enter your newly registered password to login.

3) The verification email will look similar to this:



Dear Keri-Ann Berga,

Welcome to the NRP Learning Platform. Please use the following link to verify your email address.



Please do not reply to this email as this mailbox is not monitored.

NRP Learning Platform

Need more help?

Email us at - NRPsupport@rqpartners.com

We're here, ready to talk - Toll Free # (US) – 1 293-1034

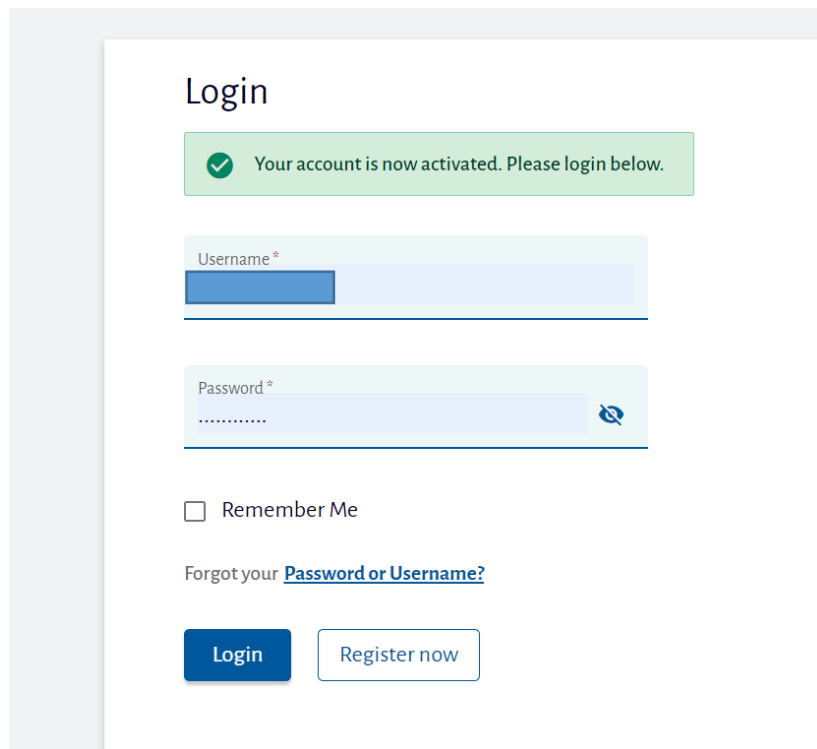
4) Click the link and complete the User Information registration:

A screenshot of the NRP Learning Platform registration page. The page has a dark green header with the NRP logo. The main content area is white and contains the following elements:

- Welcome To NRP Learning Platform**
- Please provide the below information to complete your profile
- User Information**
- NRP Global ID**: A blue input field.
- Full Name**: Keri-Ann Berga
- Email Address**: A blue input field followed by "nail.com".
- Username ***: A blue input field with a green checkmark icon to its right.
- Password ***: A blue input field with a blue eye icon to its right.

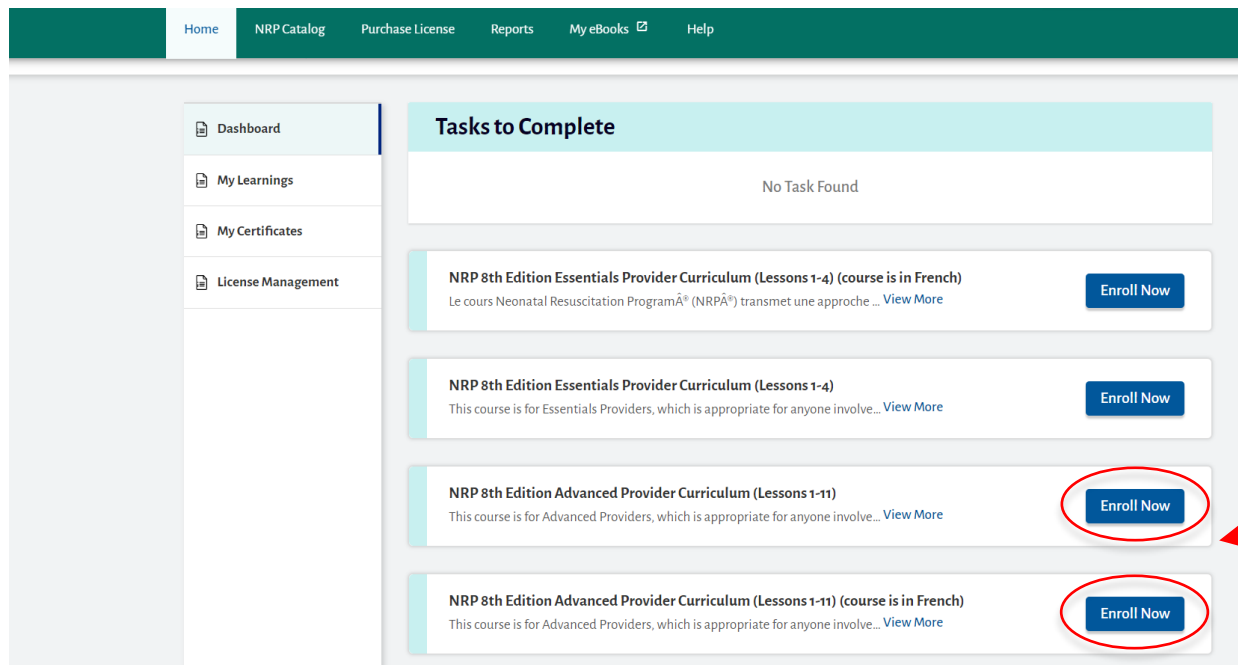
At the bottom right of the form, there is a character count "0 / 25".

5) Once activated and registered, you will be able to log in with the password you created.



6) You will see Tasks to Complete on your “Dashboard”.

CMNRP programs require the **ADVANCED** course. For the Advanced course, click the Enrol button (French or English) – circled in **RED**, in the image below. If you have been instructed to take the Essentials course by your organization, click on the Essentials Enroll Now button (French or English). Most learners will take the **ADVANCED** course.



7) Proceed to payment, unless you have a code to redeem. **NOTE: If you have codes to redeem within your organization, you will see a place for that at the top of the Dashboard Screen.**

Home > Dashboard

Home NRP Catalog Purchase License Reports My eBooks Help

Redeem Courses Enter Access Code **Redeem** Redeem eBooks

Billing Address

Name
Keri-Ann Berga

Add Billing Address

Billing Method

Pay with credit or debit card.

Discover American Express Visa MasterCard

Proceed to Payment Cancel

Order Summary

NRP 8th Edition Advanced Provider Curriculum (Lessons 1-11) (Enrollment)	CAD \$58.00	CAD \$58.00
Subtotal:	CAD \$58.00	
Discount:	CAD \$0.00	
Inclusive all Tax:	CAD \$0.00	
Tax will be calculated based on the City, State and zip code		
Total:	CAD \$58.00	

Home NRP Catalog Purchase License Reports My eBooks Help

Payment Successful!

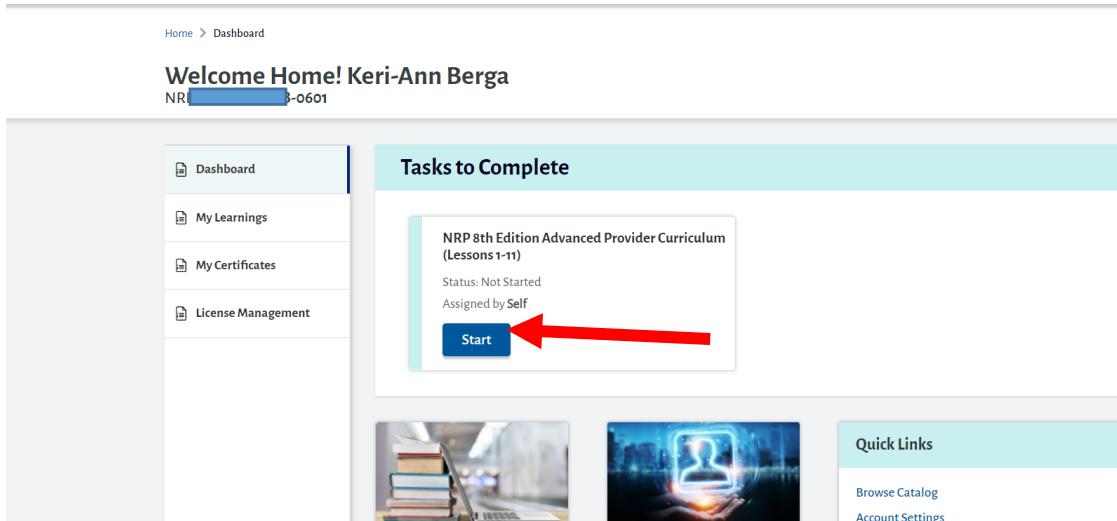
You have paid CAD \$58

Any course purchases made would be available in the [Dashboard](#) and ebook purchases would available under [My ebooks](#)

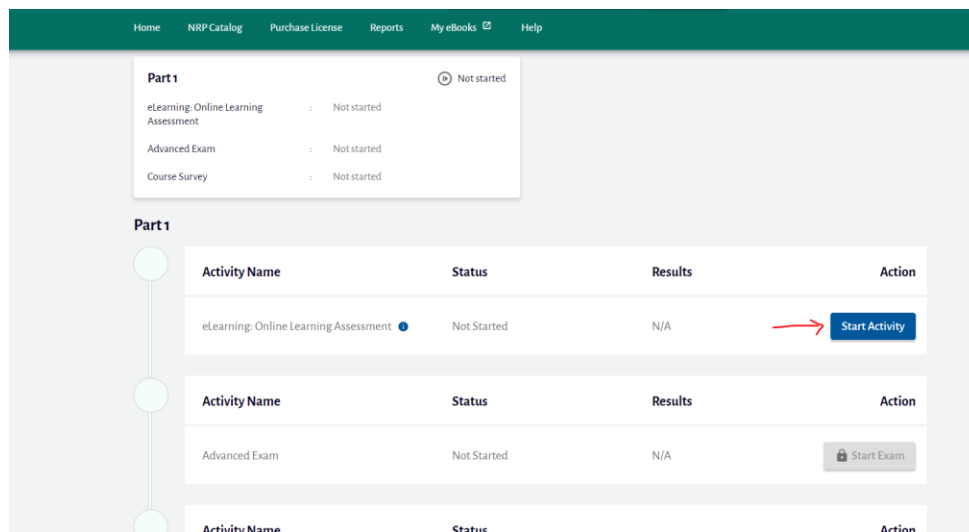
Download Invoice

nrp-invoice.pdf

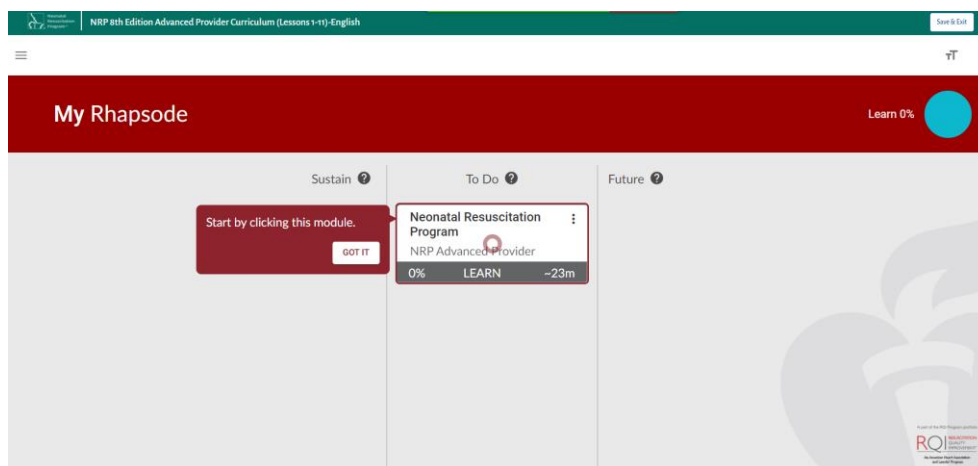
- 8) Once you have selected your Advanced or Essentials exam and paid (or redeemed a code), you will see this button. **Click Start.**



- 9) You will see **“Start Activity”** listed, here. The first button is the Essentials learning adaptive learning exam. The second button is to access the 35 multiple choice [question](#) exam for those completing the Advanced exam.



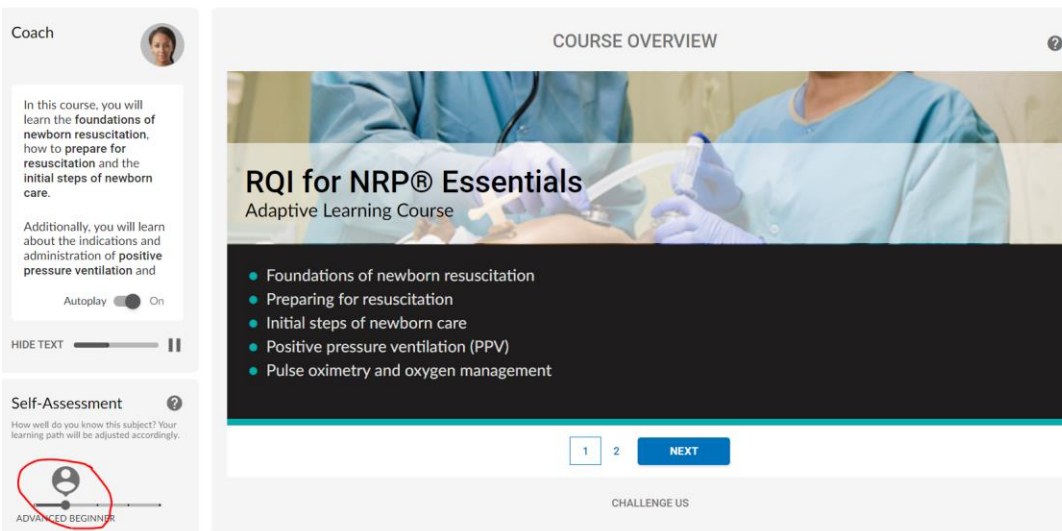
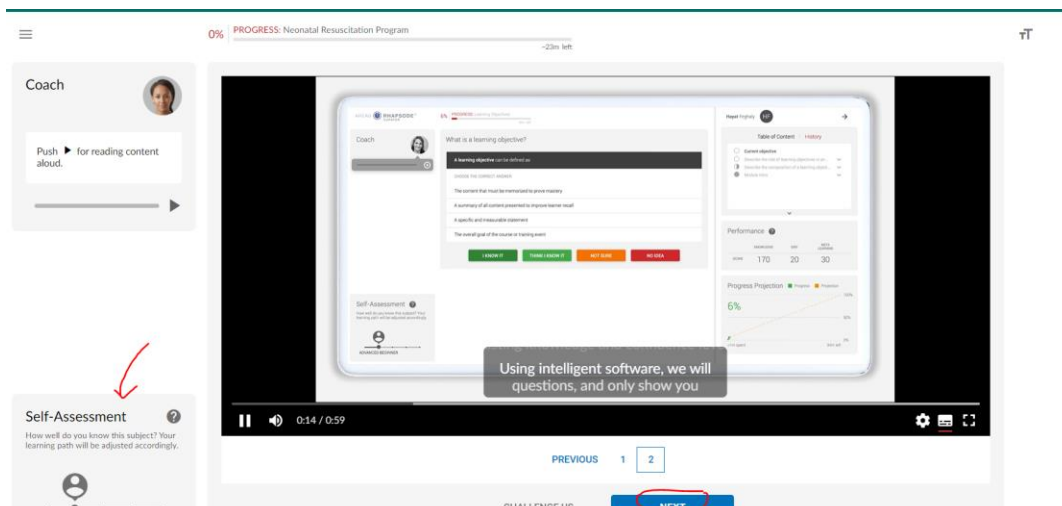
From here, you will enter Rhapsode and it looks like this:

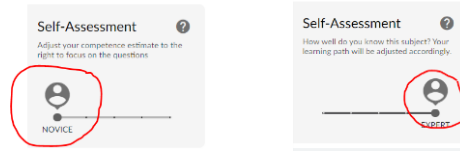


10) The program will auto play with voiceover and text:

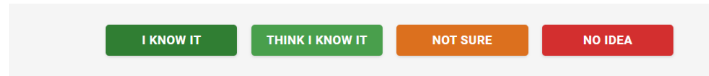


Listen to the tutorial and instructions. You will be able to do your own self-assessment before starting (listed from Novice to Expert). See the red arrow and screen captures for examples.





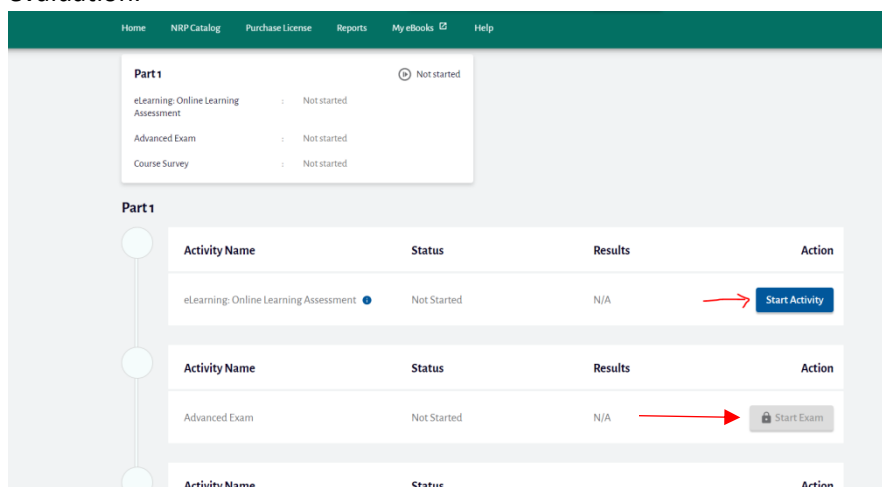
For each question, you will assess your knowledge on the topic and will need to click on whether you know it, think you know, are unsure, or have no idea.



- 11) Review your results at the end. You will receive a personalized assessment and areas to review. Take the time to review the areas that need work. A sample of results are below. You will be taken back to the content that needs more work. This is a great time for reflection and review.



- 12) Once adaptive testing is complete, you will come back to the main dashboard to complete your advanced multiple choice [question exam](#) (for those taking Advanced [component of the exams](#)), and the course evaluation.



DOWNLOAD your certificate once **ALL exam components AND the course evaluation is complete.**

Questions? Contact your local instructors, regional instructor trainers and/or CPS. If you have tech issues with RQI → please email: NRP Support NRPSupport@rqipartners.com